

# **Pioneer Institute of Professional Studies**

## **Enterprise Resource Planning (ERP)**

A Higher Education ERP system can be used as a solution to integrate and increase the efficiency. We proposed a comparison framework of ERP solutions for higher education management. Due to a constant change in education landscape, it has become mandatory for higher education institutions to adopt the latest education ERP solution to handle all academic & non-academic activities effectively and provide a better learning environment to students including quality education. The replacement of the older legacy systems with centralized ERP brings quick and quantifiable improvement in the administration process. The software includes a set of tools which modernizes the campus along with upgrading the planning and management of processes related to student enrollment, courses, library, exams, result declaration etc.

An ERP system automates and streamlines all the processes functioning within the boundaries of the institution to significantly improve the effectiveness of allocating and operating academic resources better.

College ERP system provides a simple interface for maintenance of different student, department, faculties, library and others information. All the colleges usually have a number of departments and educational modules such as courses, seminar hall, etc. Managing all these departments and other modules manually is a very difficult and hard, ineffective and expensive task. So here we propose an ERP system for college. Our college ERP system has all the information about the students, teachers, events, library, departments and other respected information. The system allows the admin to add students, faculties and any other events. Our system allows a faculty to enter or input student's attendance into the database

which can later be viewed by students and faculties. The students can view his/her attendance through a separate student login. The admin can upload the timetables for various departments for exam preparation. The time table is then available to be viewed by faculties and students on the web portal. These systems have easy user interface and have powerful data management system which makes this system is very useful. **Keywords:-Higher Education, ERP Systems, Evaluation Framework Admin, College, Database, Faculty, System, Students.**

**INTRODUCTION:-** Enterprise Resource Planning (ERP) (ACCSOFT 2.0) college web application is the one kind of web application which integrates all the modules and functionalities of college system on a single system that can be handled by the administrative head and access by the students and faculties with valid user id and password. As we know that, a college consists of different departments, such as course departments, fees management, library, event management etc. Nowadays applications and uses of information technologies is increased as compared to before, each of these individual departments has its own computer system to do their own functionalities. By having one main system they can interact with each other from their respected system by having valid user id and password.

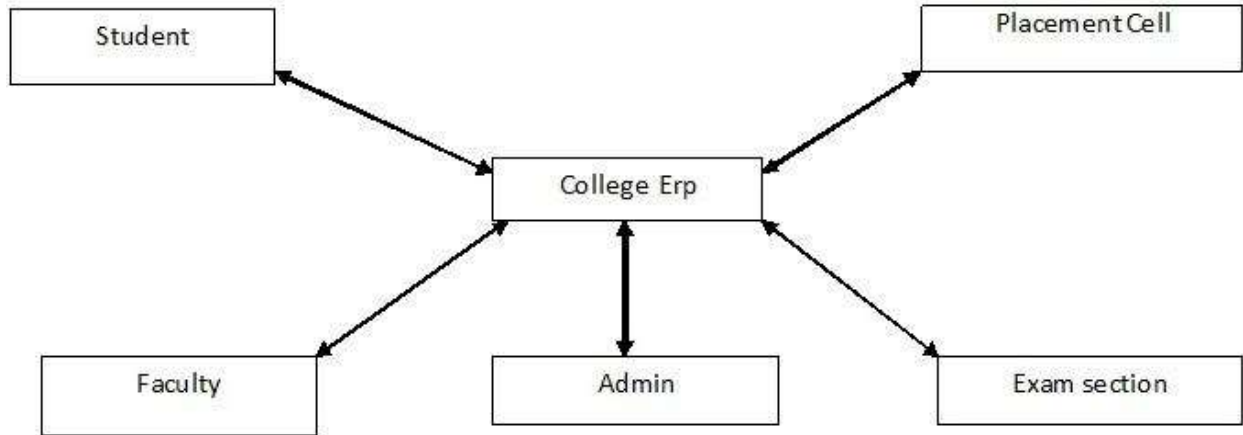
**2. OBJECTIVE:-** The main objective of the entire system is to provide a user friendly interface and powerful data system which make this system more useful. The College ERP system computerizes all the details of the college system which are updated by admin only can access by the students and faculties. ERP on college management system reduces the most of the human work that are done earlier to managing the college system. Once the details are entered into the system by the authorized person then there is no need for other users to deal with separate section. Only a person that is having an administrative authorization is enough to

maintain all the reports and records of the system. The security can also be provided as per the requirements. The main thing is that our system reduces the human works at a great effort. It can be helpful such that - Records are always updated. - Manpower is decreased or reduced. - Large amount of data regarding college and their modules can be stored. - Accurate and perfect calculations are made. - Maintenance of file is efficient and flexible.

**3. CONTEXTUAL FEATURES:-** The designed software for college database contains up to date or accurate information of the college. That should improve efficiency and flexibility of college record management and to provide a common and or simple platform for everyone to access the student's information.

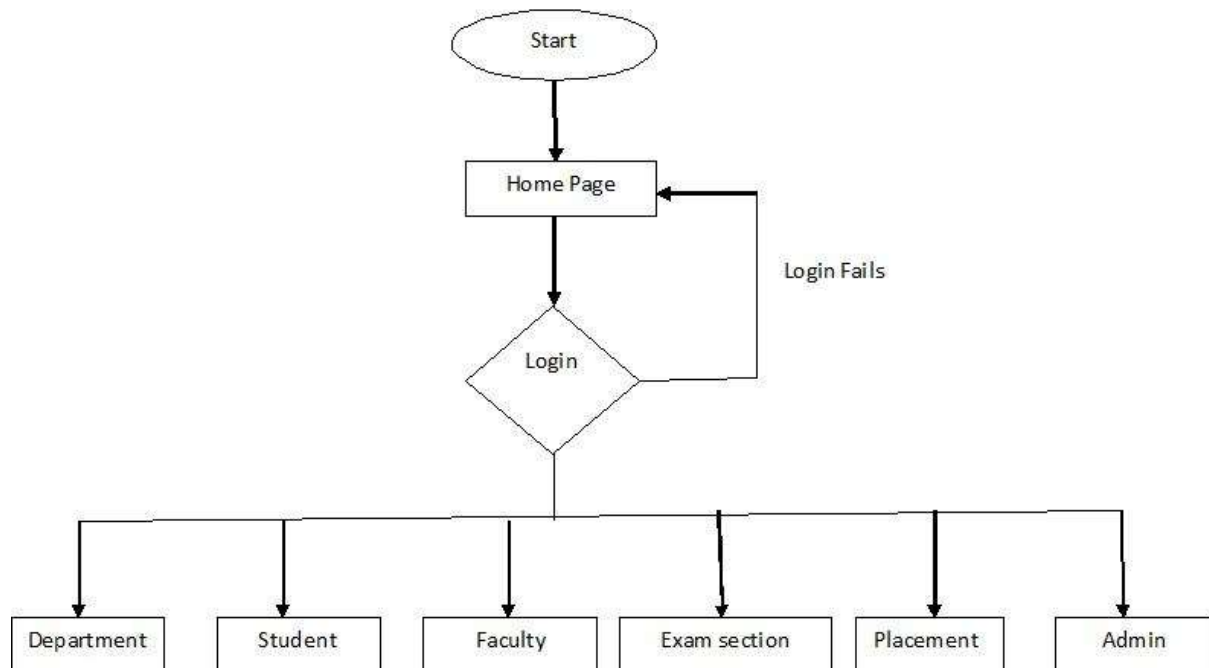
### **Simplify Admission Process**

Admission process in colleges, universities or any other educational institutions is more often complicated and long. Each application consists of many pieces of information about the candidate including their date of birth, marks, specialization, and more. To determine the candidate's eligibility, we need to check all these records. If the task is done manually, the process becomes extremely time-consuming. However, with the help of ERP software, this procedure to enroll best-fit students gets simple. The system displays all the necessary components at a single place, which makes them easily accessible to the administrator and thus speeds up the accreditation process.



### Centralized Data Management

Educational institutions need to store tremendous amounts of information about students, books, exams schedules and other data. An ERP solution integrates the whole campus and all the branches in a common system to make the process of data management easy. The software enables sharing of stored data across all departments to keep faculty, staffs, and students updated on important announcements. This makes a better control of internal and external communication in our institution and never experiences a communication breakdown.

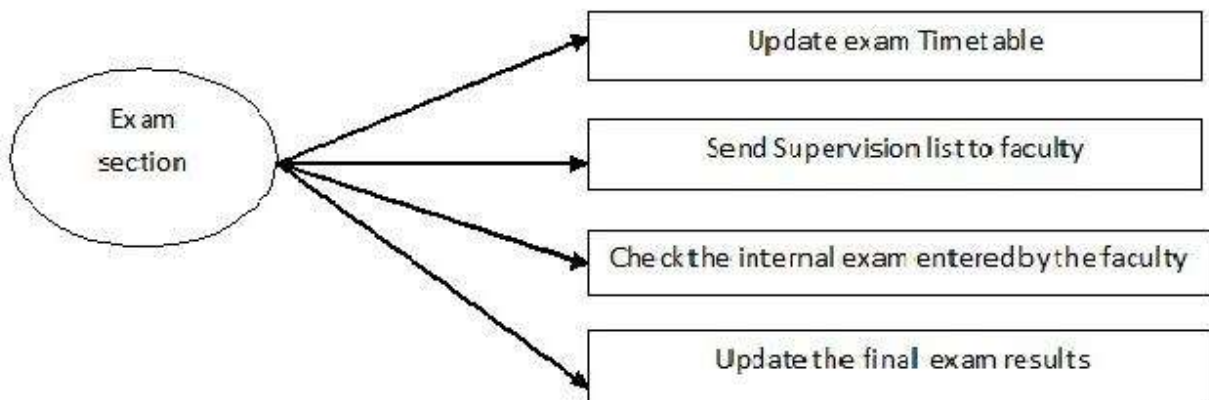
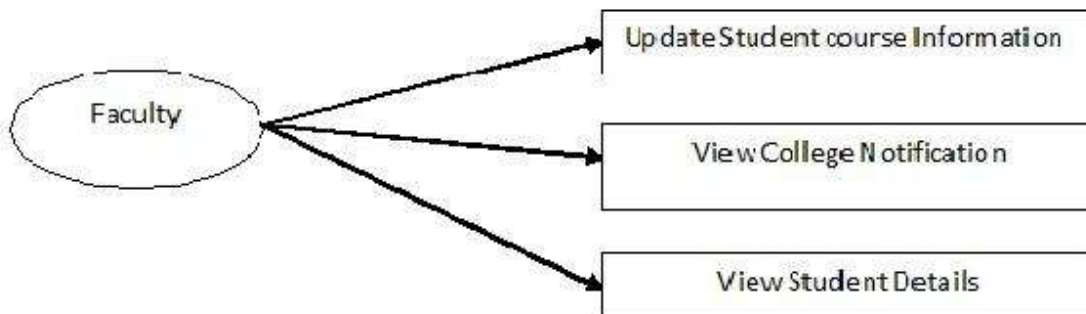
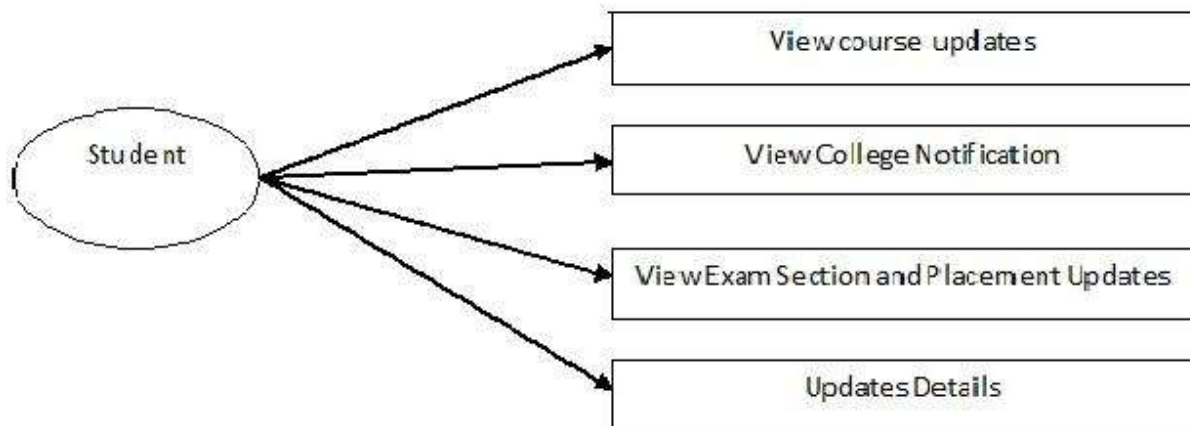


### Cost Effective

One of the most prominent advantages of ERP implementation in our institution is its cost-effectiveness. The software cuts down manual tasks involved in the fundamental methods of campus administration such as admission, payroll and others to reduce the number of man-hours, resulted in saving of money. The expenditure spared can be used for imperative educational purposes.

### Quicker Management Process

Education ERP system provides easy and quick access to information about students, staff, timetables, examinations, admissions, fees, reporting, and so on. This helps the management to consider and analyze various aspects of the institution faster, leading to growth in planning capabilities. The improved data access also boosts well-informed decision-making through strategic data analysis.



## Improve Resource Management

An efficient ERP system puts an end to manual maintaining of cumbersome resource databases. The software can track real-time resource usage, enabling you to optimize operations, allocate and monitor all activities in the institution in a seamless manner. This helps accelerate day-to-day activities and work out things well in time in case of any issue or problem.

## Data Security

Keeping track of the data manually is quite a tedious task. For this, we have a robust ERP solution that can automate the process of recording, thus making the process simple and effortless.

Our educational institution needs to keep records of students for the ongoing academic year as well as the alumni, faculty, books, and other resources of single or multiple campuses. Combined, the amount of data becomes huge and storing these physically on the shelves is never secure. ERP software can store this enormous amount of information securely. The application has a **BACK UP** system to preserve the info, which is quite impossible to have if it is stored in files.

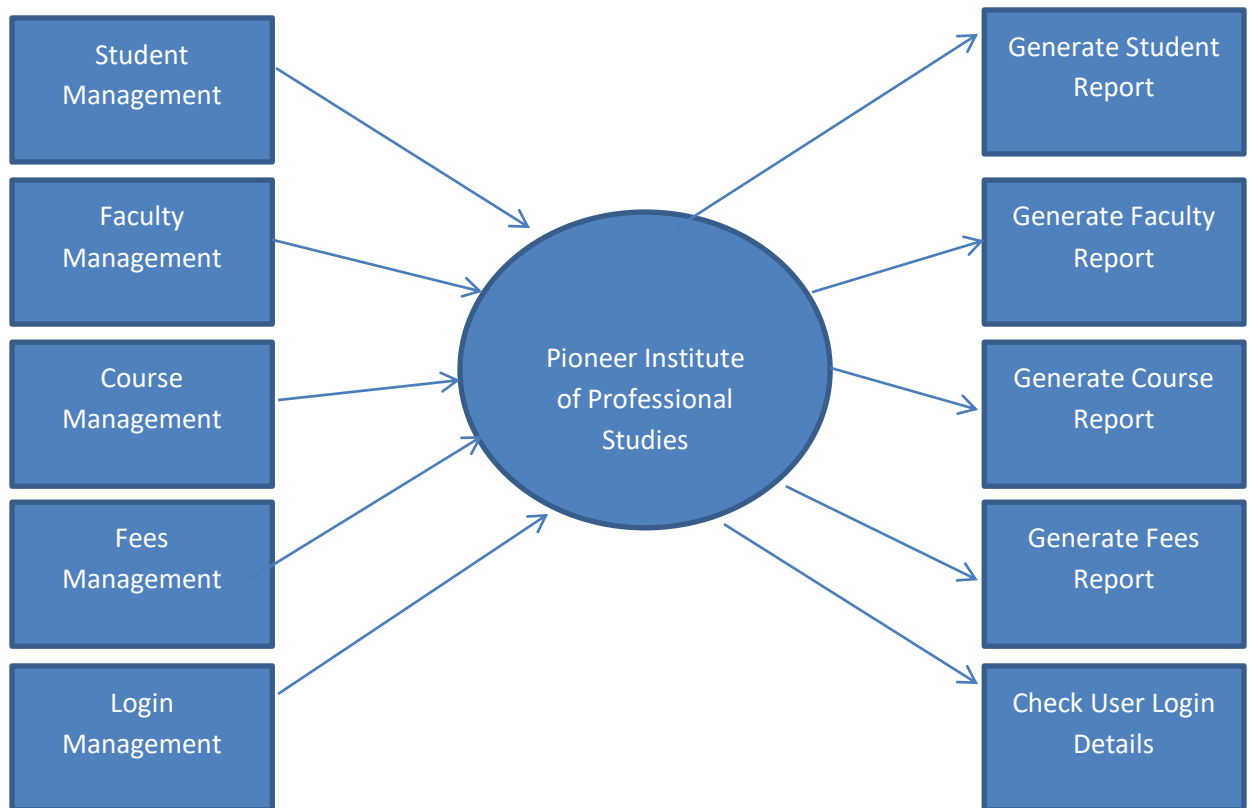
# ERP MANAGEMENT

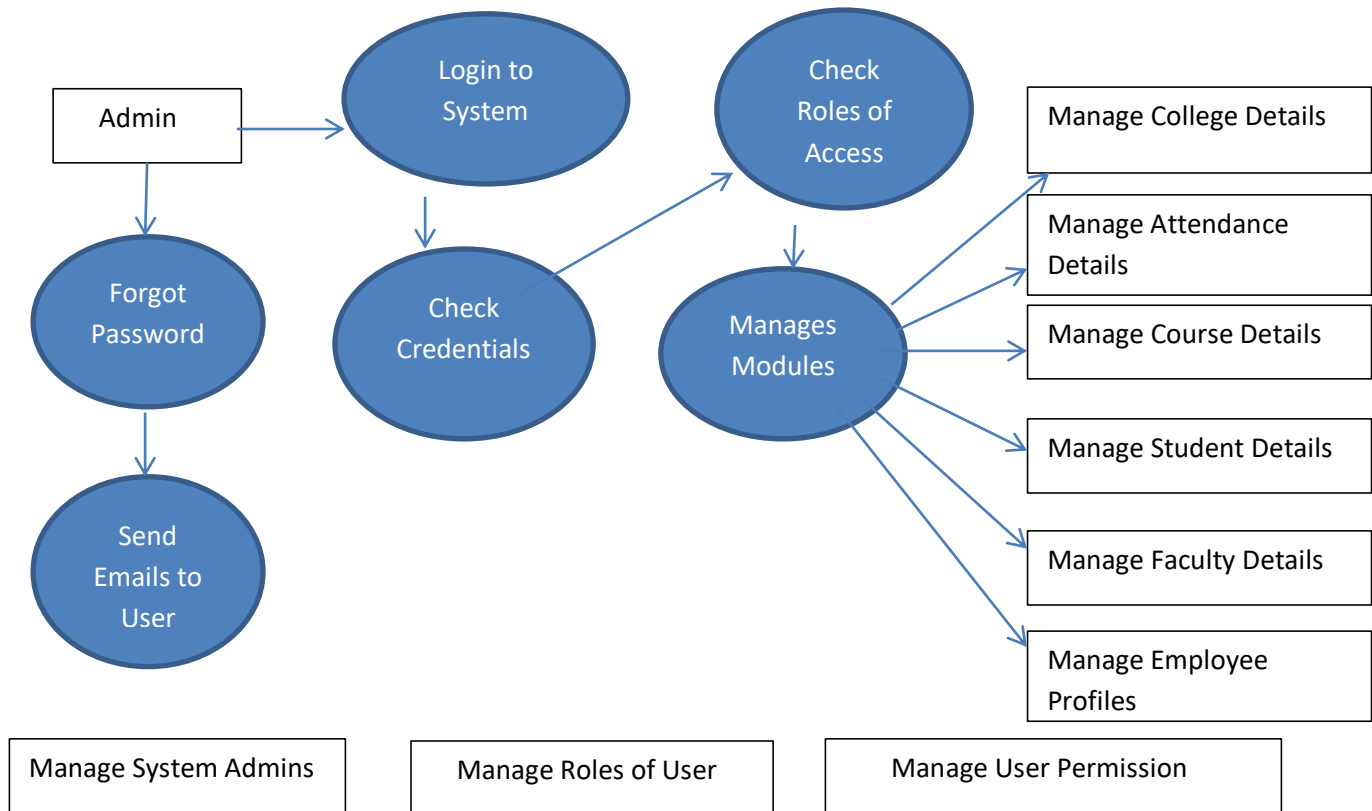




## MODULES

- Admission Management
- Payroll Management
- User Management
- Scholar Management
- Attendance & Leave Management
- Scholar Activities Management
- Result Processing
- Internal Result Processing, Final Result Processing
- Teachers Diary & Lesson Plan

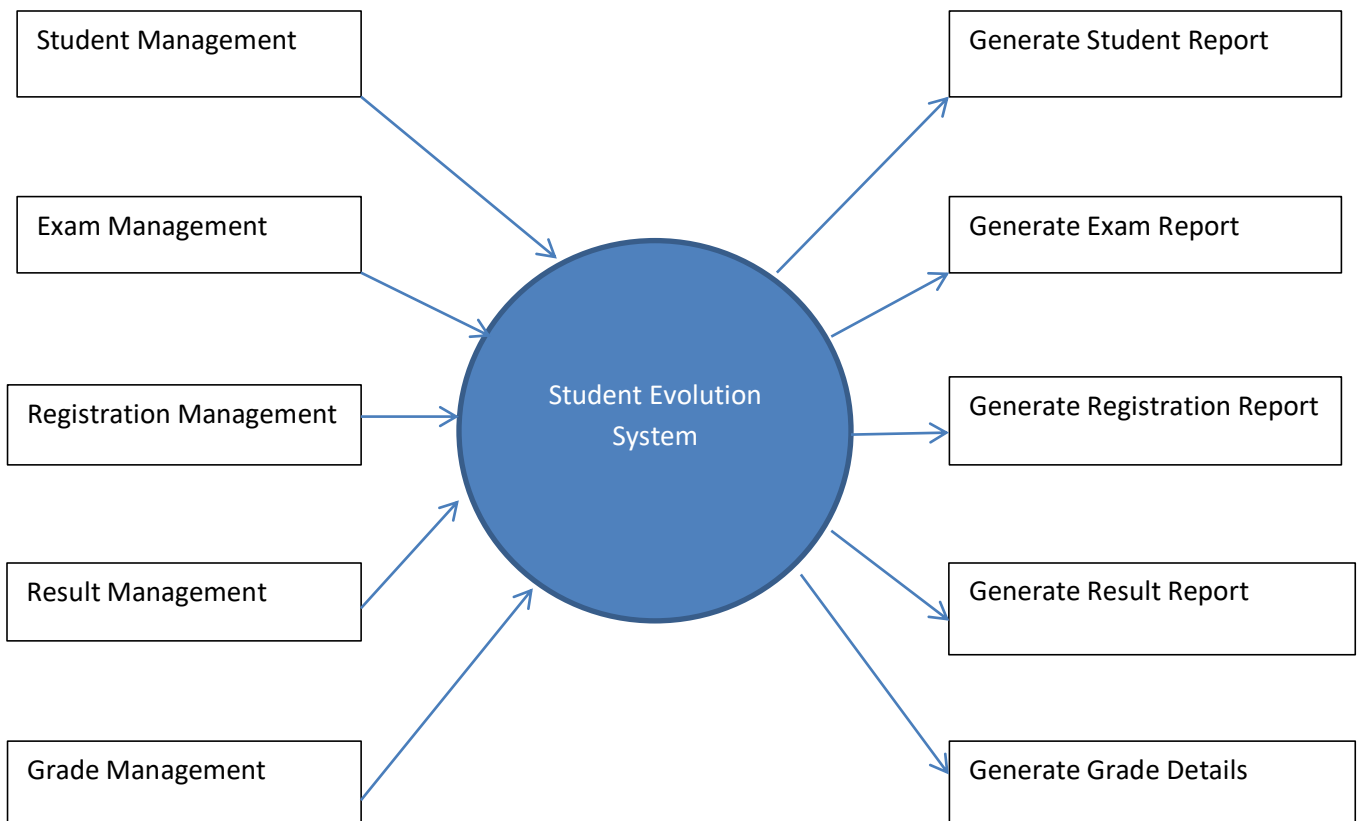
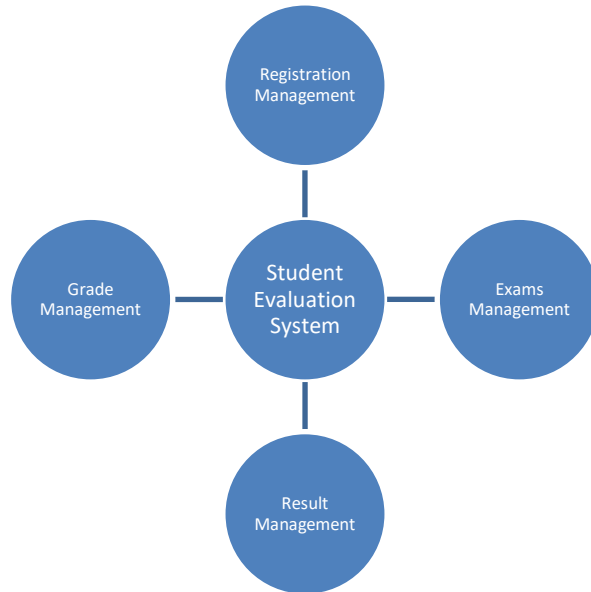




## ADVANTAGES

- Web enabled
- Individual login for parents, staff and students
- Access from anywhere
- Mobile app for student and staff
- Multiple campuses
- Individual model based dash board
- Individual student dash board
- Management and staff dashboard
- Easy access to find out the details
- Safe and secure of data or information and files
- Lowering the task weigh
- Increasing efficiency

- ➡ Better control
- ➡ Real time reports



#### 4. PRACTICE:- Highlight of some main Modules of the system:

##### 1. User login / Admin login



AccSoft 2.0 Login

Identify Yourself

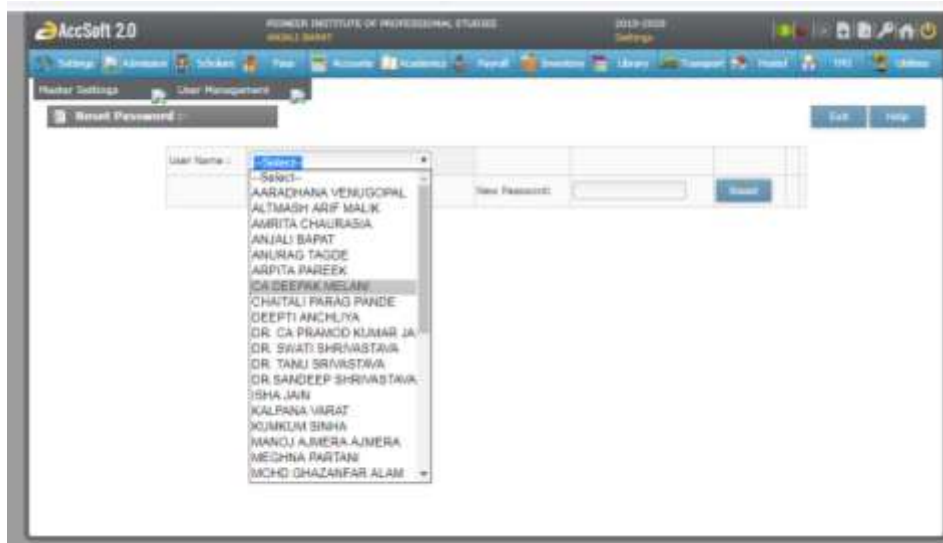
Faculty / Staff     Parent / Student

Username

Password

Login >>

##### 2. Forget password control by admin and or by user.



AccSoft 2.0

HOME INSTITUTE OF PROFESSIONAL STUDIES

2019-2020

Home Accounts Customers Faculty Students Library Transport Users Help

User Management

Reset Password

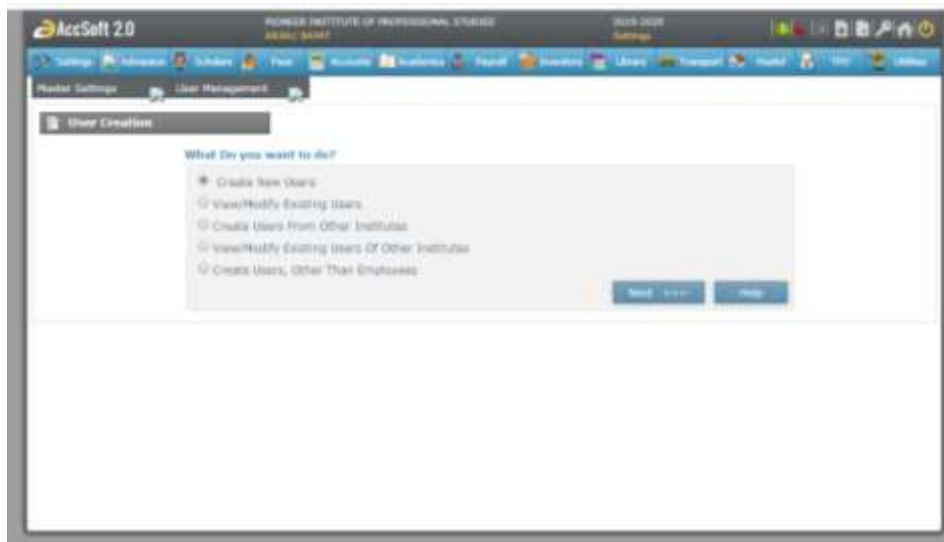
User Name: [Select]

New Password: [ ]

Reset

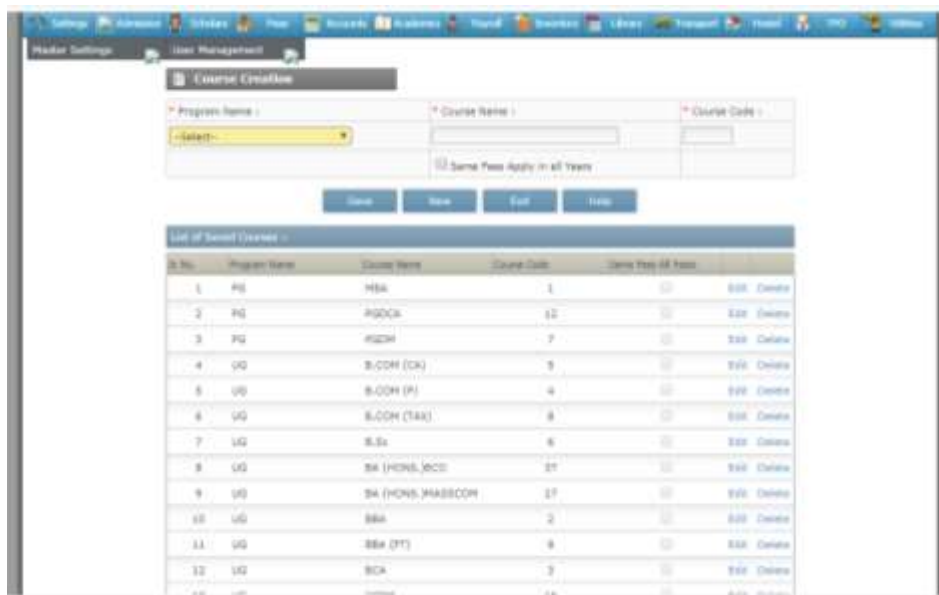
AARADHANA VENUGOPAL  
ALTMASH ARIF MALIK  
AMRITA CHAUDHARIA  
ANJALI BAPAT  
ANURAG TAGDE  
ARPITA PAREEK  
ICA DEEPAK MELAW  
CHATTALI PARAG PANDE  
DEEPTI ANCHLYA  
DR. CA PRANCO KUMAR JA  
DR. SWATI SHRIVASTAVA  
DR. TANU SRIVASTAVA  
DR. SANDEEP SHRIVASTAVA  
ISHA JAIN  
KALPANA VARAT  
KUMKUM SINGH  
MANOJ AJMERA AJMERA  
MEGHNA PARTANI  
MOHD GHAZANFAR ALAM

### 3. Update details/delete/add detail by admin.



[1]Academics Information: This module gives the information about

- Course: This contains the information about the number of the courses offered by the college.

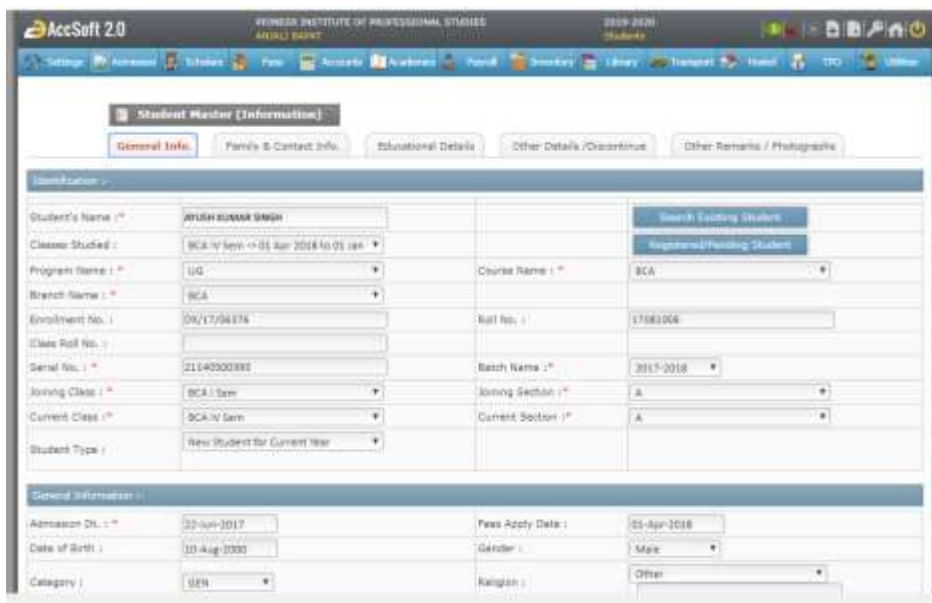


- All Master Entries: This contains the number of staff available in each department.

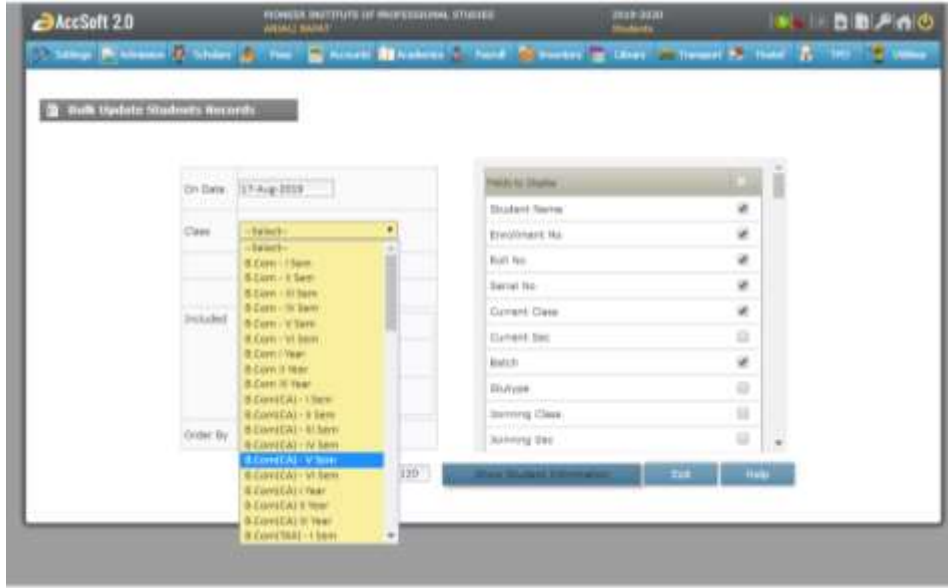


[2] Scholar / Student Master: This module gives information about

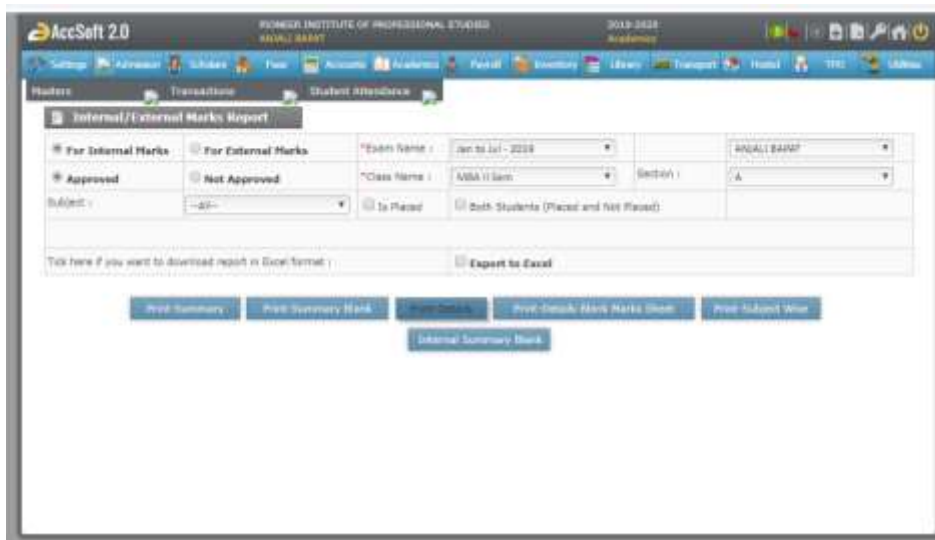
- Profile: This provides personal details of the student.



- Bulk Update Student Record:



- Marks: This shows the internal/external marks of a respected student.



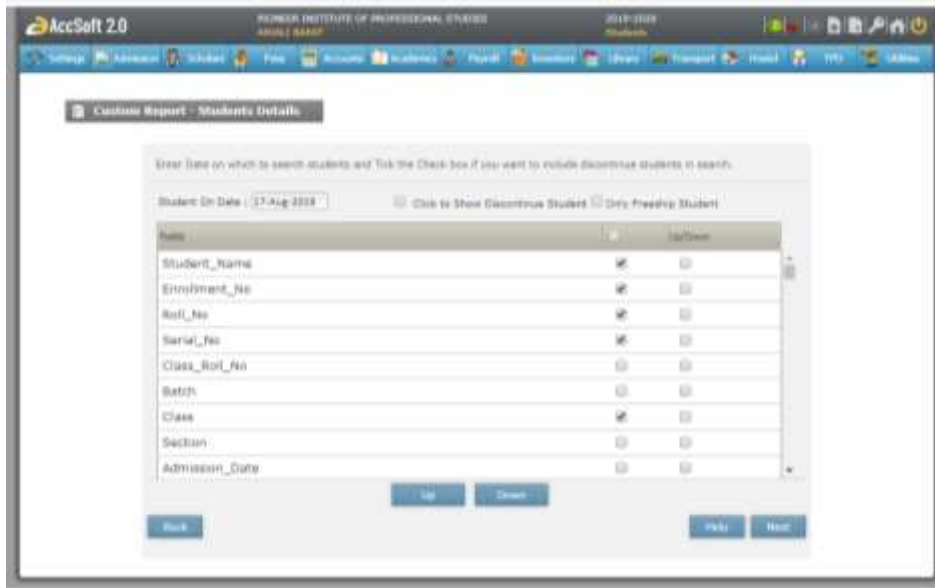
Student Internal Marks Report  
 Date: 17-Aug-2019 Exam Type: Juvic Ad - 2019  
 Teacher Name: MURUGESHAN AR. AJAYI Mobile No: 987654321 Email ID: galaxym@gmail.com  
 Class Name: MBA II Sem: Section Name: A : Subject Name: Business Law

S.No	Scholar No.	Name of Candidate	Roll No.	Total Att.	Present	MC Percent	Attends Fee	Written Test - 1	Written Test - 2	Assign ment: MBUCC A							Total Marks
								<b>20</b>	<b>20</b>	<b>20</b>							<b>60</b>
45	DC1519 8940	ANANDAL SHABAL	180119 13	0.00	0.00	0.00	0.00	10.00	11.00	10.00	0.00	0.00	0.00	0.00	0.00	0.00	0.00
46	DC1519 28940	ANISHA RAJAL	180119 14	0.00	0.00	0.00	0.00	0.00	0.00	17.00	0.00	0.00	0.00	0.00	0.00	0.00	17.00
47	DC1519 8334	ANJALI THIRAI	180119 15	0.00	0.00	0.00	0.00	0.00	0.00	17.00	0.00	0.00	0.00	0.00	0.00	0.00	17.00
48	DC1519 8660	ANJIT DOOD	180119 16	0.00	0.00	0.00	0.00	0.00	0.00	0.00	0.00	0.00	0.00	0.00	0.00	0.00	0.00
49	DC1519 1436	ANJITH RAJENDR	180119 17	0.00	0.00	0.00	0.00	0.00	7.00	17.00	0.00	0.00	0.00	0.00	0.00	0.00	24.00
50	DC1519 8325	ANJITHA SURESH	180119 18	0.00	0.00	0.00	0.00	0.00	0.00	17.00	0.00	0.00	0.00	0.00	0.00	0.00	17.00
51	DC1519 8338	ANJITHA RAJAL	180119 19	0.00	0.00	0.00	0.00	0.00	0.00	17.00	0.00	0.00	0.00	0.00	0.00	0.00	17.00
52	DC1519 1836	ANJITHA SURESH	180119 20	0.00	0.00	0.00	0.00	12.00	0.00	10.00	0.00	0.00	0.00	0.00	0.00	0.00	22.00
53	DC1519 2494	ANJITHA RAJAL	180119 21	0.00	0.00	0.00	0.00	1.00	0.00	10.00	0.00	0.00	0.00	0.00	0.00	0.00	11.00
54	DC1519 8337	ANJITHA RAJAL	180119 22	0.00	0.00	0.00	0.00	0.00	0.00	10.00	0.00	0.00	0.00	0.00	0.00	0.00	10.00
55	DC1519 1837	ANJITHA RAJAL	180119 23	0.00	0.00	0.00	0.00	0.00	0.00	10.00	0.00	0.00	0.00	0.00	0.00	0.00	10.00

• Student Strength Report:

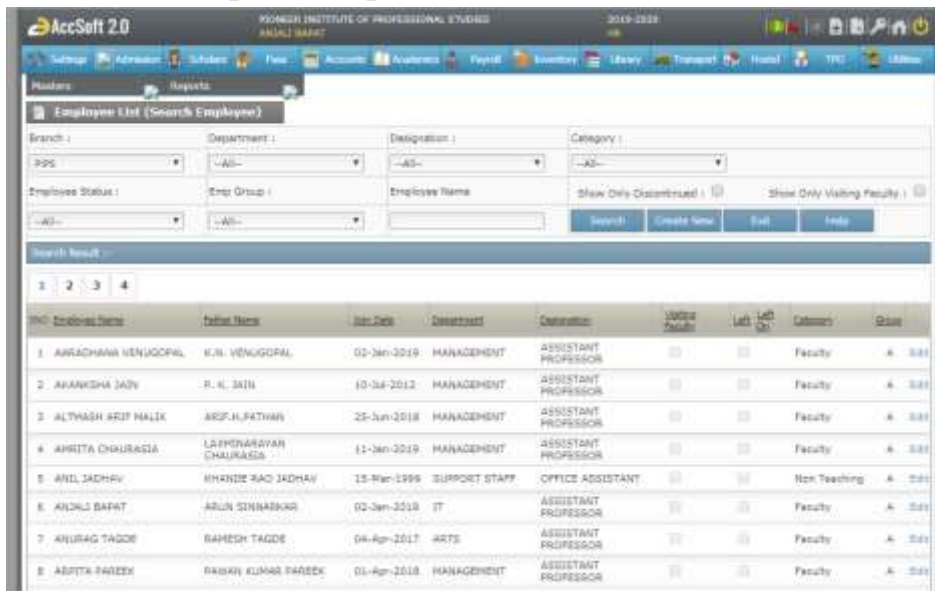


- Student Custom Report:



[3] Faculty / Employee Information: This module deals mainly with

- Profile: This provides personal details of the staff.



[4] Result Processing : It is perhaps the most sensitive process in any university or in any educational institute because the future of students is depend on their results. Hence all the educational institutes require trustable, reliable, foolproof and secure software for their result processing/ examination department. Here is the short explanation of the process and workflow of ResultSoft 2.0. It's reliable and secure as any educational institute would want and also covers the all the possible tasks that are carried by examination department of a university.

**Result Generation Information:** All Examination and Result generation tasks are done with the help of **RESULTSFT 2.0** Module.

### **Checking for Exam Eligibility**

After examination form filled by students. Institute will appoint three verifier who will check student's eligibility for appearing in exam.

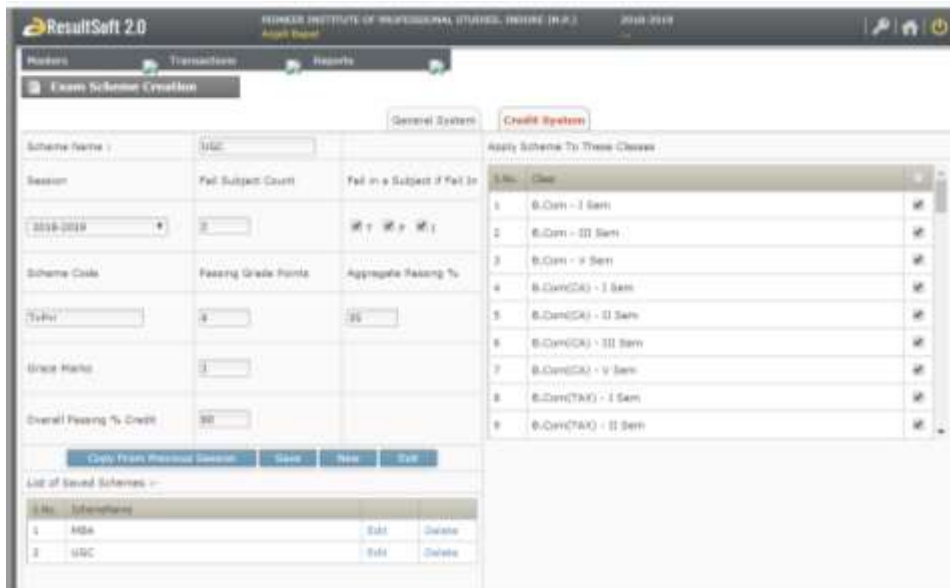
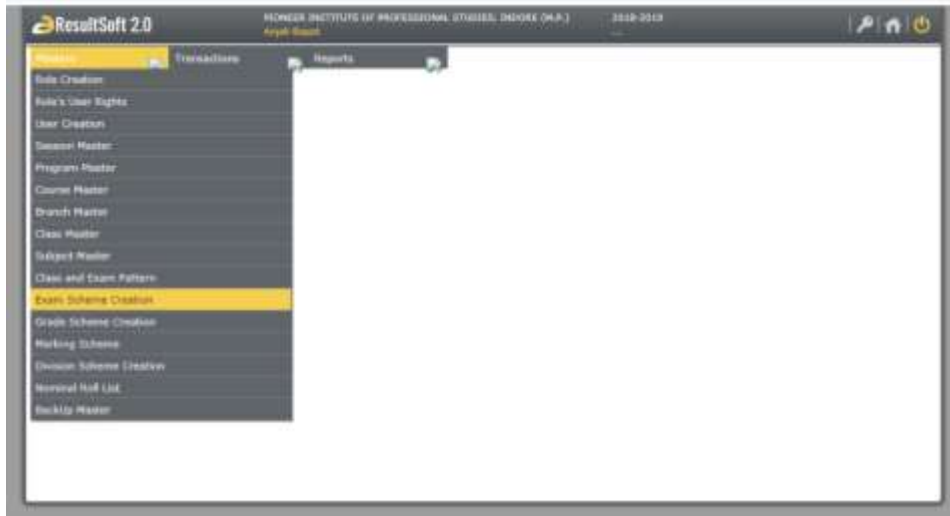
First will be from Library to verify library no dues of student second will be from accounts department to verify fees no dues and third will be from academic department to verify students' attendance.

### **Admit Card Generation**

After student is verified by all three departments admin will enable his/her name for Admit Card download. After that student can login to web site and download his/her Admit Card.

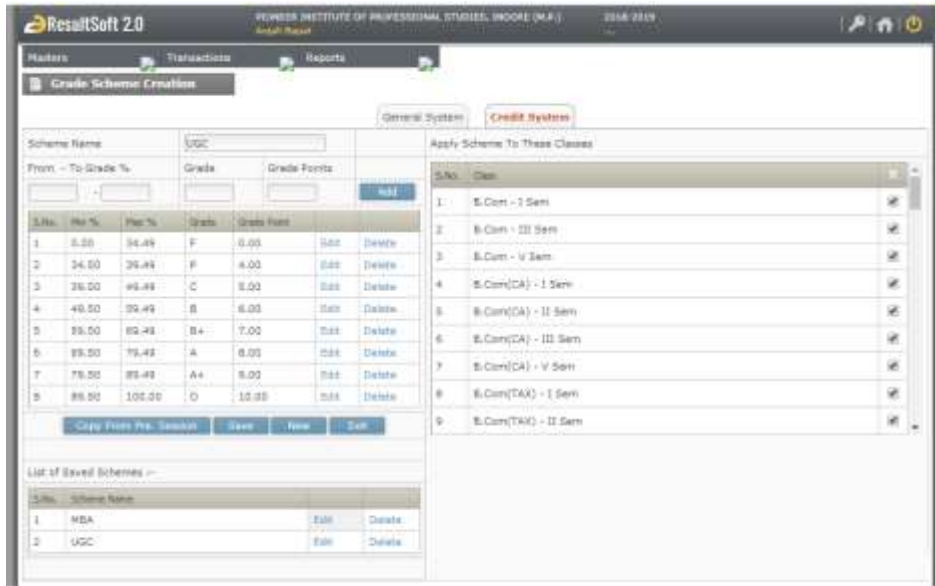
### **Nominal Roll List Creation**

The examination forms data that is saved in software's database will be used to prepare nominal roll list by exam department for further result processing. This list can be printed for notice board display. Nominal roll list will have all the information related with student, his attempt (1st or more), his regularity (regular or ATKKT) and the subjects in which he is going to appear in exam.

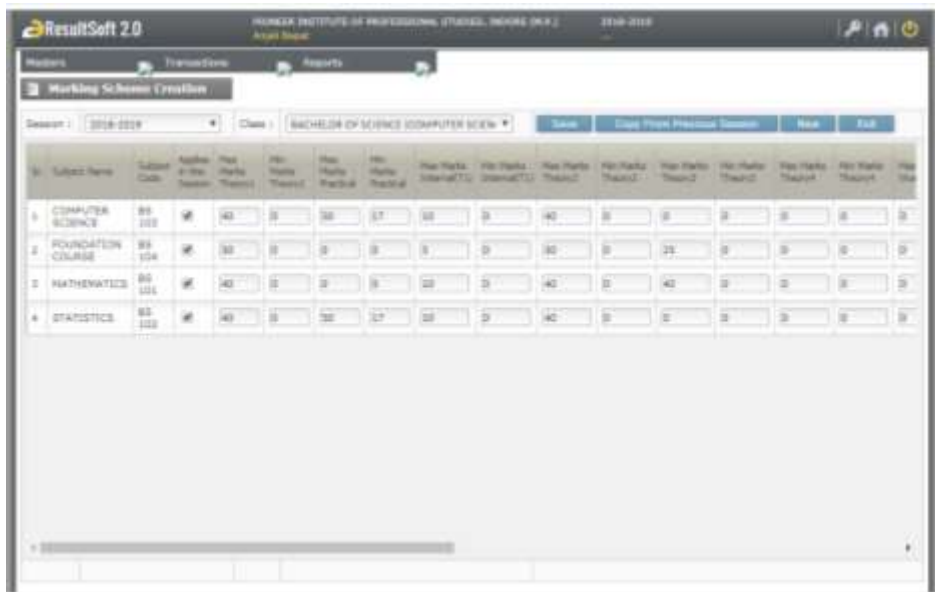


- Grade Scheme Creation: Student grades system should simplify the capture of grades; improve delivery of grade information and tracking of grade appeals,

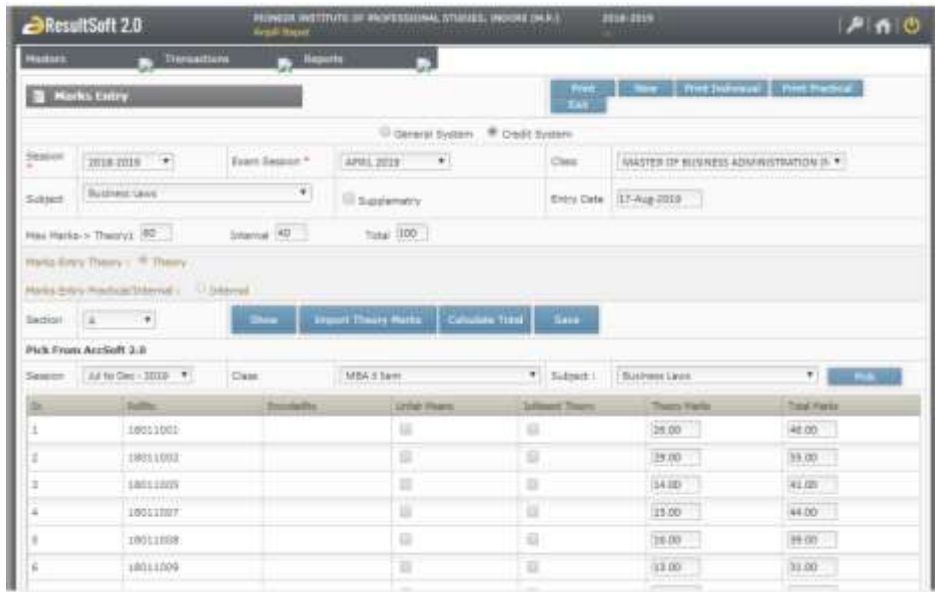
assuring data integrity and compliance with university graduation policy.



- Marking Scheme Module:



- Marks Entry Module:



- Result Processing Module: Result Processing

A. For Regular Students

Result Processing will be done on the basis of Course / Branch and semester for regular students. After this processed result is saved marks entry will be locked automatically.

B. For ATKT Students

Result processing for ATKT students will be done separately for which the marks of non ATKT subjects will be picked from previous exam.

ResultSoft 2.0  
 PONDICHERI INSTITUTE OF PROFESSIONAL STUDIES, INDORE (M.A.) 2018-2019  
 Result Report

Session: 2018-2019 Term Season: APRIL 2019 Class: MASTER OF BUSINESS ADMINISTRATION

Posting Grade/Points: 5.00 Student Failed / Fail in Subjects: 40 Aggregate %: Scheme: VC, T, VC, P, VC, I, TC/P

Sl. No.	Roll No.	Enroll No.	Enroll No.	Student Name	Subject Code	Subject Name	Max	Min	Obt	Grade	Result	Induction	Max	Min	Obt	Grade
							(T)	(T)	(T)				(T)	(T)	(T)	(T)
1	18011101	05/14/20241	2111010023	AAKASH/DNA SON	E1238	Business Laws	60	0	28.00				0	0		
					E1209	Comprehensive Viva (Virtual)	0	0	0.00				100	0		
					E1204	e-Business Fundamentals	60	0	61.00				0	0		
					E1203	Financial Management	60	0	21.00				0	0		
					E1201	Human Resource Management	60	0	23.00				0	0		
					E1205	Marketing Management	60	0	36.00				0	0		
					E1207	Operations Research	60	0	23.00				0	0		
					E1208	Research Methodology	60	0	39.00				0	0		
2	18011102	05/18/00218	21110100134	ANRITI MISHRA	E1206	Business Laws	60	0	29.00				0	0		
					E1209	Comprehensive Viva (Virtual)	0	0	0.00				100	0		
					E1204	e-Business Fundamentals	60	0	45.00				0	0		
					E1203	Financial Management	60	0	24.00				0	0		
					E1201	Human Resource Management	60	0	43.00				0	0		
					E1205	Marketing Management	60	0	39.00				0	0		

- Similarly Result Processing for ATKT and REVALAUTION Modules



[5]Result Declaration & Mark Sheets Generation:

A. Mark Sheets Generation

After the result processing is done for a class, the mark sheets can be printed for that class. Mark sheets will be printed on preprinted papers given by university.

Tabulation Register (TR Sheet):

1 / 150

EXAM NAME :- MASTER OF BUSINESS ADMINISTRATION (MBA) II SEMESTER

SESSION :- APRIL 2019

Roll No.	Name of Candidate	Subject Code & Name	Credits	Maximum				Minimum				App. Fee	Marks Obtained			Total	Earned Grade	Grade Points	Credit Points
				TH	WT	PE	TH	WT	PE	TH	WT		PE						
18011001	AAKANKSHA SONI FATHER'S NAME: SHRI. ANKUSH SONI MOTHER'S NAME: SHRI. SANKU SONI REGULAR Attempt: I	51221 - Human Resource Management	2	80	40	-	-	-	40	33	34	-	57	3	B	6	12		
		51202 - Supply Chain Management	2	80	40	-	-	-	40	38	31	-	76	2	A	8	16		
		51203 - Financial Management	2	80	40	-	-	-	40	27	19	-	46	3	C	6	12		
		51204 - Business Fundamentals	2	80	40	-	-	-	40	41	39	-	80	3	A	6	12		
		51205 - Marketing Management	2	80	40	-	-	-	40	38	35	-	73	3	B+	7	14		
		51206 - Business Law	2	80	40	-	-	-	40	38	33	-	71	3	B+	7	14		
		51207 - Operations Research	2	80	40	-	-	-	40	33	17	-	50	3	C	6	12		
		51208 - Research Methodology	2	80	40	-	-	-	40	38	38	-	76	3	B+	7	14		
		51209 - Comprehensive Viva (Virtual)	4	-	-	100	-	-	-	-	-	-	72	72	4	A	8	16	
					24														24
M. Sheet No.	1	Total Marks:	524	1000	Result:	PASS	CGPA:	6.58	Remarks:										
SEM I	SEM II	DATE: 10/04/2019	DATE: 10/04/2019	REG:	REG:	OVERALL RESULT END													
DATE: 2019	DATE: 2019																		
ATOP-I	ATOP-I																		
18011002	SAHIL DIVYANSHA MISHRA FATHER'S NAME: SHRI. ANSHU MOHAPRA MOTHER'S NAME: SHRI. DEVI PRASAD REGULAR Attempt: I	51221 - Human Resource Management	2	80	40	-	-	-	40	43	34	-	87	2	B+	7	14		
		51202 - Supply Chain Management	2	80	40	-	-	-	40	38	33	-	71	2	A	8	16		
		51203 - Financial Management	2	80	40	-	-	-	40	24	21	-	45	2	C	6	12		
		51204 - Business Fundamentals	2	80	40	-	-	-	40	49	34	-	83	2	B+	7	14		
		51205 - Marketing Management	2	80	40	-	-	-	40	38	33	-	71	3	B+	7	14		
		51206 - Business Law	2	80	40	-	-	-	40	39	39	-	78	3	B	6	12		
		51207 - Operations Research	2	80	40	-	-	-	40	27	19	-	46	3	C	6	12		
		51208 - Research Methodology	2	80	40	-	-	-	40	43	33	-	76	3	A	8	16		
		51209 - Comprehensive Viva (Virtual)	4	-	-	100	-	-	-	-	-	-	76	76	4	A	8	16	
					24														24

Marksheet Print by Crystal Reports:

**MASTER OF BUSINESS ADMINISTRATION (MBA) II SEMESTER**

APRIL 2019

MS. NO. : 1

ROLL NO. : 19011001 NAME : AAKANKSHA SONI

FATHER'S / HUSBAND'S NAME : SHRI. ASHOK SONI

MOTHER'S NAME : SMT. SAROJ SONI

BATCH :

ENROLLMENT NO. : 05/14/22241

MEDIUM : ENGLISH

ATTEMPT : 1

REGULAR



COURSE CODE & COURSE TITLE	TOTAL CREDITS	EARNED CREDITS	GRADE	GRADE POINT	CREDIT POINTS (CREDITS x GRADE POINT)
51201-HUMAN RESOURCE MANAGEMENT	2	2	B	6	12
51202-SUPPLY CHAIN MANAGEMENT	2	2	A	8	16
51203-FINANCIAL MANAGEMENT	2	2	C	5	10
51204-E-BUSINESS FUNDAMENTALS	2	2	A	8	16
51205-MARKETING MANAGEMENT	3	3	B+	7	21
51206-BUSINESS LAWS	3	3	C	5	15
51207-OPERATIONS RESEARCH	3	3	C	5	15
51208-RESEARCH METHODOLOGY	3	3	B+	7	21
51209-COMPREHENSIVE VVA (VIRTUAL)	4	4	A	8	32
<b>TOTAL</b>	<b>24</b>	<b>24</b>			<b>158</b>

TOTAL 24 24 158

SOFA 8.58

**SEMESTER WISE DETAIL OF RESULTS**

Uncheck Subject Code :

SEMESTER	I	II	III	IV	V	VI
<b>EARNED / TOTAL CREDITS</b>	24/24	24/24	*****	*****	*****	*****
<b>SOFA</b>	7.29	8.58	*****	*****	*****	*****
<b>ATTEMPT</b>	1	1	*****	*****	*****	*****
<b>RESULT</b>	PASS	PASS	*****	*****	*****	*****

## B. Upload Result for Online Mark Sheet

Exam department can upload result on web site. After that students can login to their accounts and see their mark sheets online.

Various Reports such as Pass Sheet/Pass Sheet with subjects/Result Sheet/Analysis Sheet/Pass Sheet with Grand Total can be generating from Report Module e.g.



PIONEER INSTITUTE OF PROFESSIONAL STUDIES, INDORE (P.I.S.)				
11100219		Page 1 of 2		
SEMESTER OF BUSINESS ADMINISTRATION (BBA) IV SEMESTER				
Result Sheet Examination APRIL 2019				
Roll No.	Name of Candidate	Obt./Out of	Result	Failed Subjects
1071001	ADISHAK BHATI	888 / 900	PASS	
1071002	AMIT KUMAR BISHNUPURI	884 / 900	PASS	
1071003	ANLESH SINGH	827 / 900	PASS	
1071014	GAURAV CHOUDHARY	728 / 900	PASS	
1071016	MEHANT DATTARAJ	873 / 900	PASS	
1071020	RAJESH PRAKASH TRIPATHI	840 / 900	PASS	
1071022	SANDEEP ALKAM PRADYOT	880 / 900	PASS	
1071027	SURESH PRADYOT	820 / 900	PASS	
1071031	SHRINAY JHA	847 / 900	PASS	
1071033	ABHISHEK JAIN	881 / 900	PASS	
1071032	ADISHAK KHARWAL	726 / 900	PASS	
1071033	ANITA SARKI	722 / 900	PASS	
1071034	ANSHITA TONKAR	730 / 900	PASS	
1071035	ANUSHKA SORPHTA	882 / 900	PASS	
1071036	ANUJ JAIN	720 / 900	PASS	
1071037	ANURAG JAIN	844 / 900	PASS	

## LIMITATIONS OF THE SYSTEM:

The success depends on the skills and experience of the workforce, including education and how to make the system work properly. Sharing internal information between departments can reduce the efficiency of the software.

An ERP implementation will probably be the most complex technology project ever undertaken on campus. Therefore, executives at institute and college community must know as much about ERP systems and the ERP project as practical. Service for students should be a major priority with an ERP system implemented within the institute.

In the coming years the biggest challenge of our college will be the attempt to manage the complexity in one systematic vision through an information system that can be shaped and up-to date with the evolution of technology.

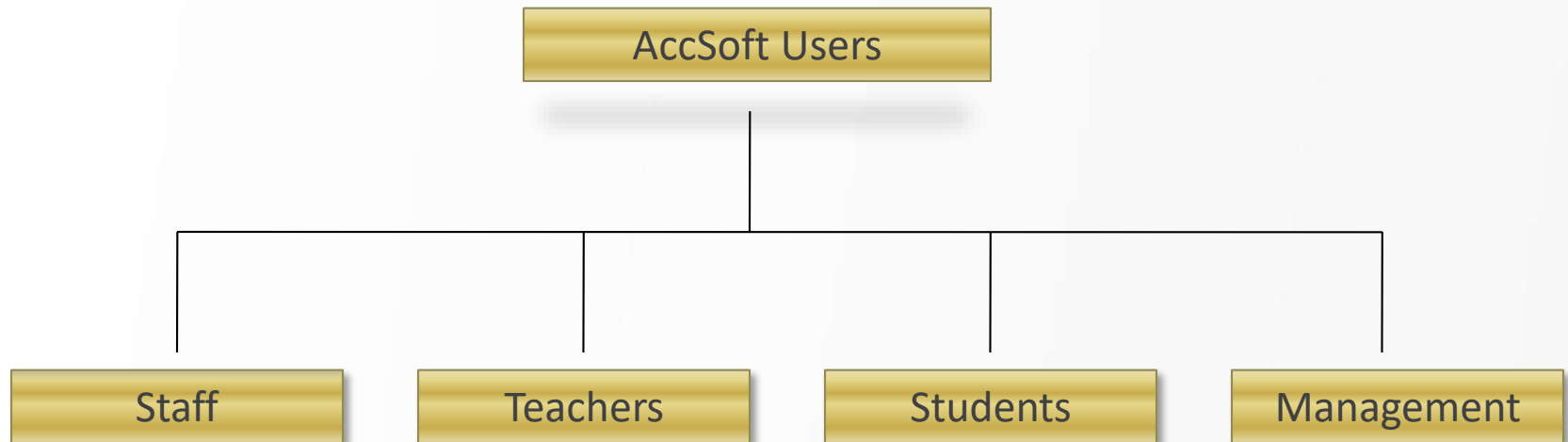
Presentation of

# AccSoft

ERP for Educational Institutes  
Pioneer Institute of Professional studies, Indore



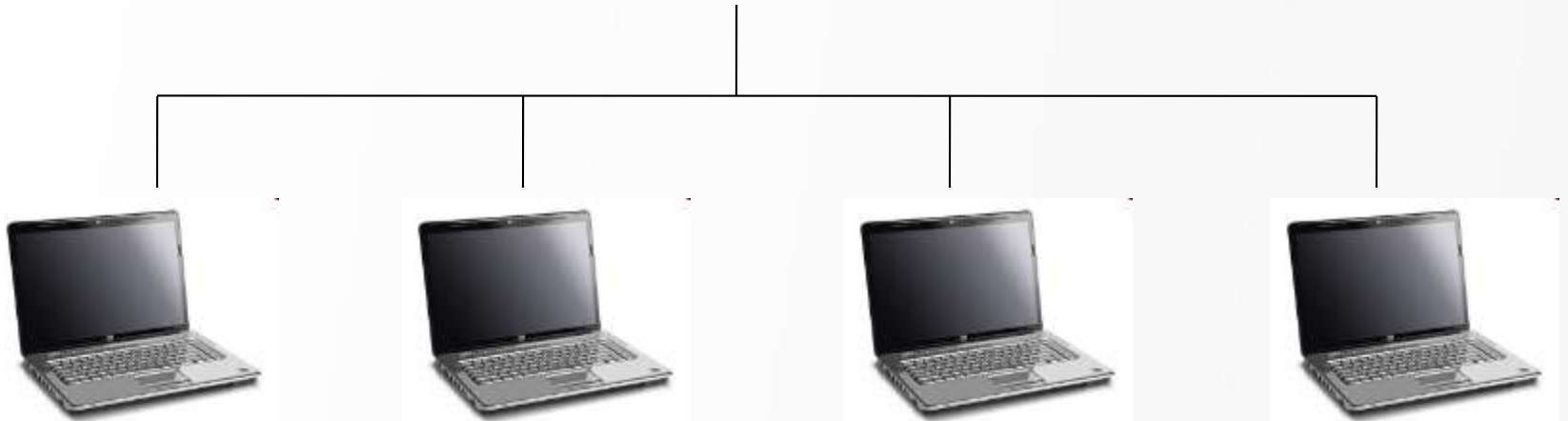
## ➔ User Layers



## ➔ Technical Layers

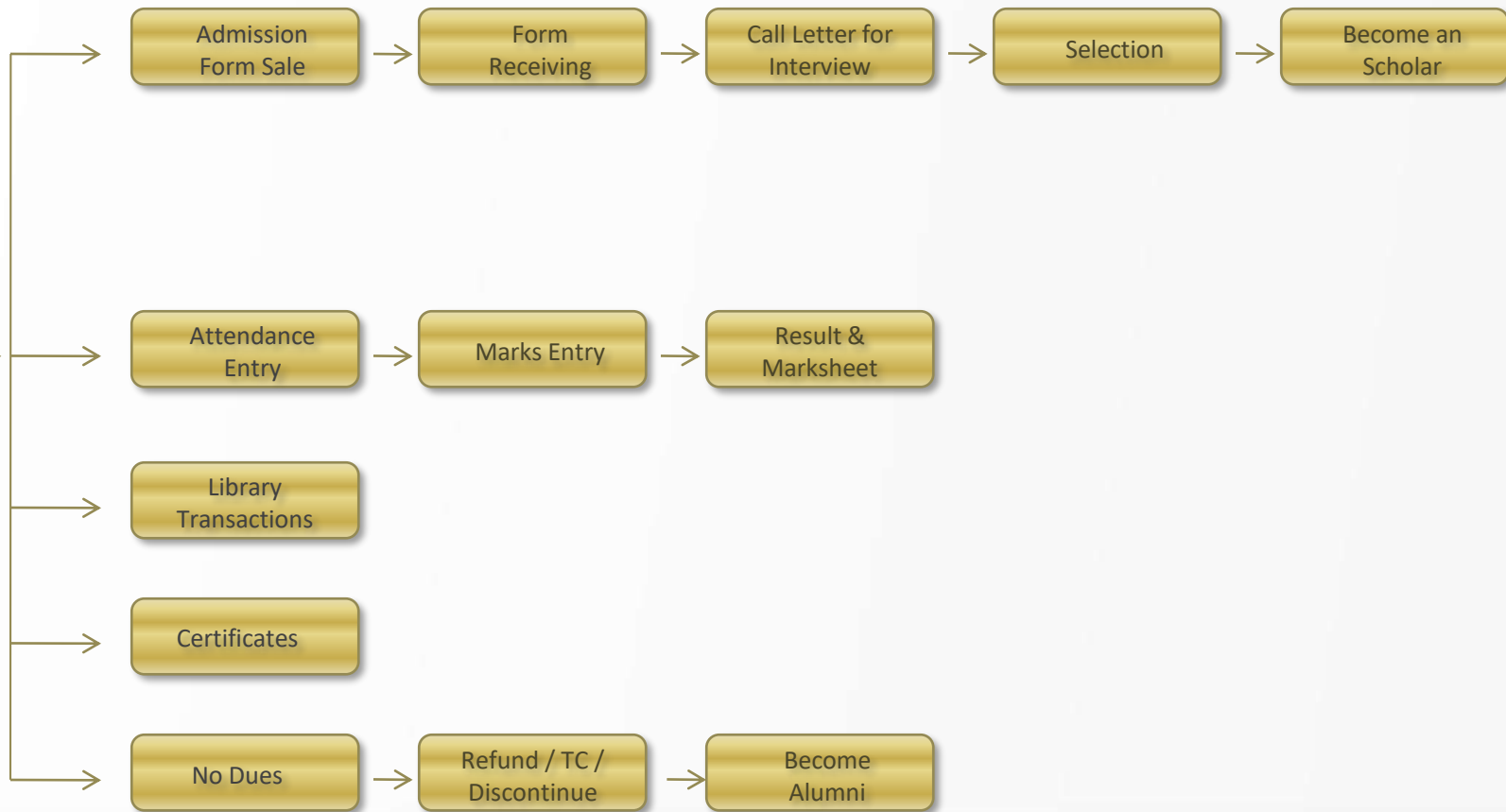


Database Server

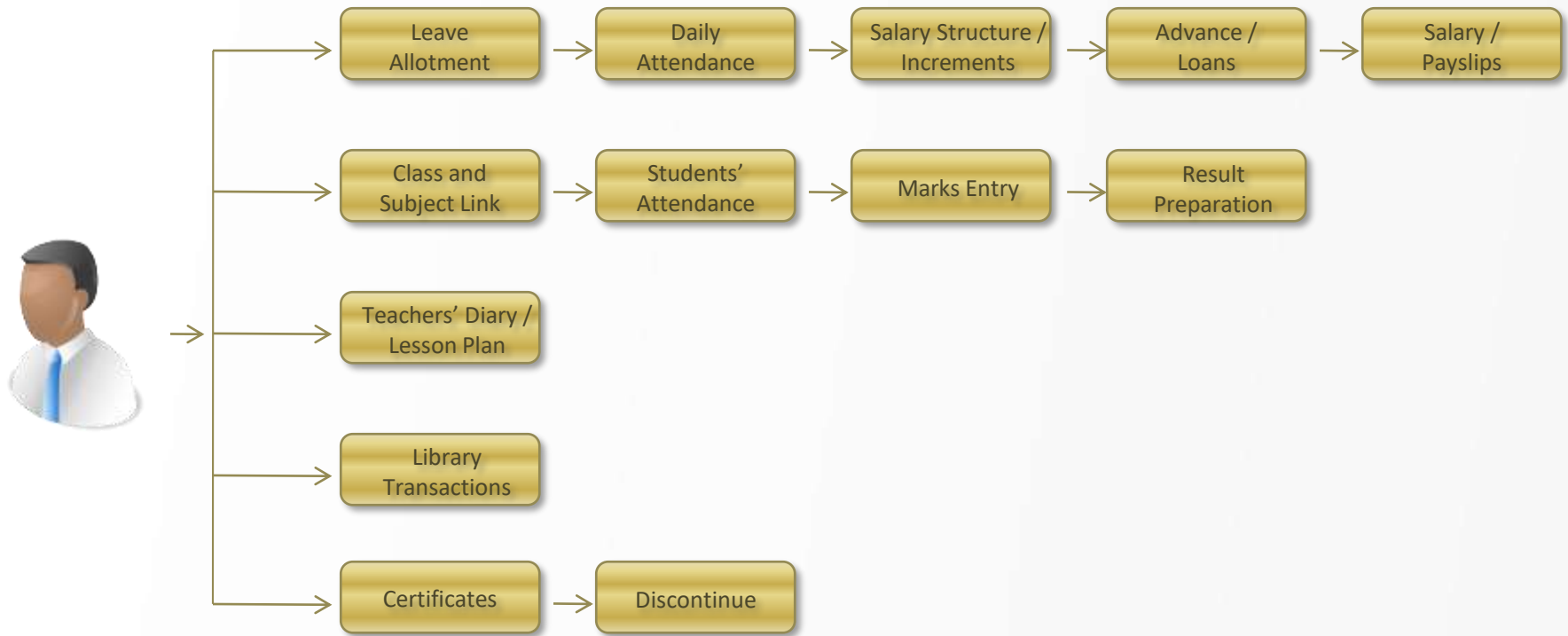


< --- User Machines --- >

## ➔ Students' Workflow



## ➔ Teachers' Workflow



## ➔ Management Dash Board / Reports

Students




Student Strength, Join & Discontinue Student.  
Individual Student dashboard

Staff



Daily Absent, Present, Leave.  
Pay Slip, Salary with advance and Loans & Increment

## ➔ Process Flow of Modules

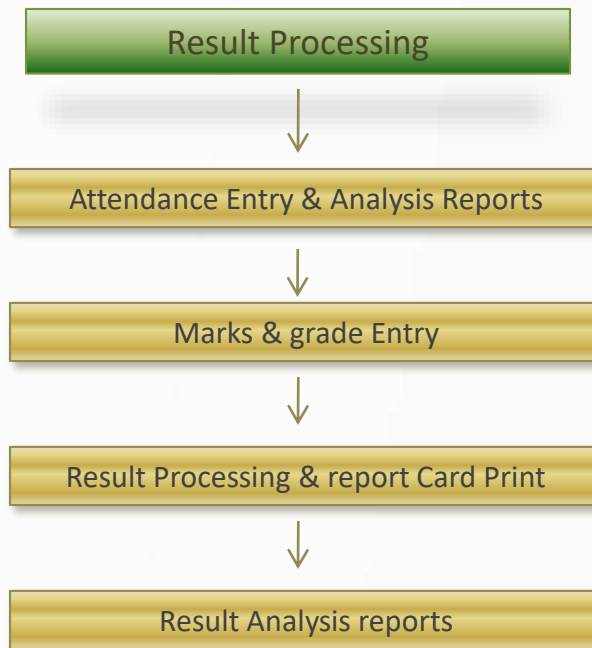




## ➔ Process Flow of Modules



## ➔ Process Flow of Modules





**Thank You**



# AccSoft 2.0

An ERP for Institute Management

Emperor Solutions Pvt. Ltd. , Indore (M.P.)

# AccSoft 2.0

An ERP for Institute Management

## Aim

- To provide user friendly system that manages the complex processes in an education institute.
- To provides an effective Decision Support System to manage the entire operations and help in taking timely decisions.
- Improve utilization of technology and information systems in academic and administrative processes.
- To enable Paperless working in the Institute.
- Automation of each department of Institute.



# AccSoft 2.0

An ERP for Institute Management

## Features

### Technological Edge

Built with the latest technology, which is generally used by high end applications. Supported by latest technologies like Mobile App and Third Party Payment Gateway integration.

### Scalability

Can be implemented in phases , future upgrades do not disturb the existing implementation. Can be customized as per Institute's need.

### Security

Minimization of Fraud, Virus proof, Accessibility controlled by multi layered access.

### Flexibility

Can run with any browser, mobile or tablets. Can integrate with other applications. Accessibility from anywhere.



- ☀ Institute should be process driven, not human driven.
- ☀ All operations should be automated.
- ☀ Communication gap should be minimized.
- ☀ Decision making should be prompt and efficient.
- ☀ Analysis of stored data.



- ☀ From Enquiry till Students Registration.
- ☀ From Fees till Student Discontinued.
- ☀ From Campus announcement till Final results. (T & P)





☀ Attendance Analysis

☀ Result Analysis



- ☀ Integration with Proximity Card / Barcode Card / Biometric Machine
- ☀ SMS and Email Facility
- ☀ I-Card Print
- ☀ Graph Reports
- ☀ Task Manager
- ☀ Approvals
- ☀ Faculty Appraisal System



### ☀ Faculty Version

- ☀ *Alerts*
- ☀ *Leave Application*
- ☀ *Attendance Marking*

### ☀ Student Version

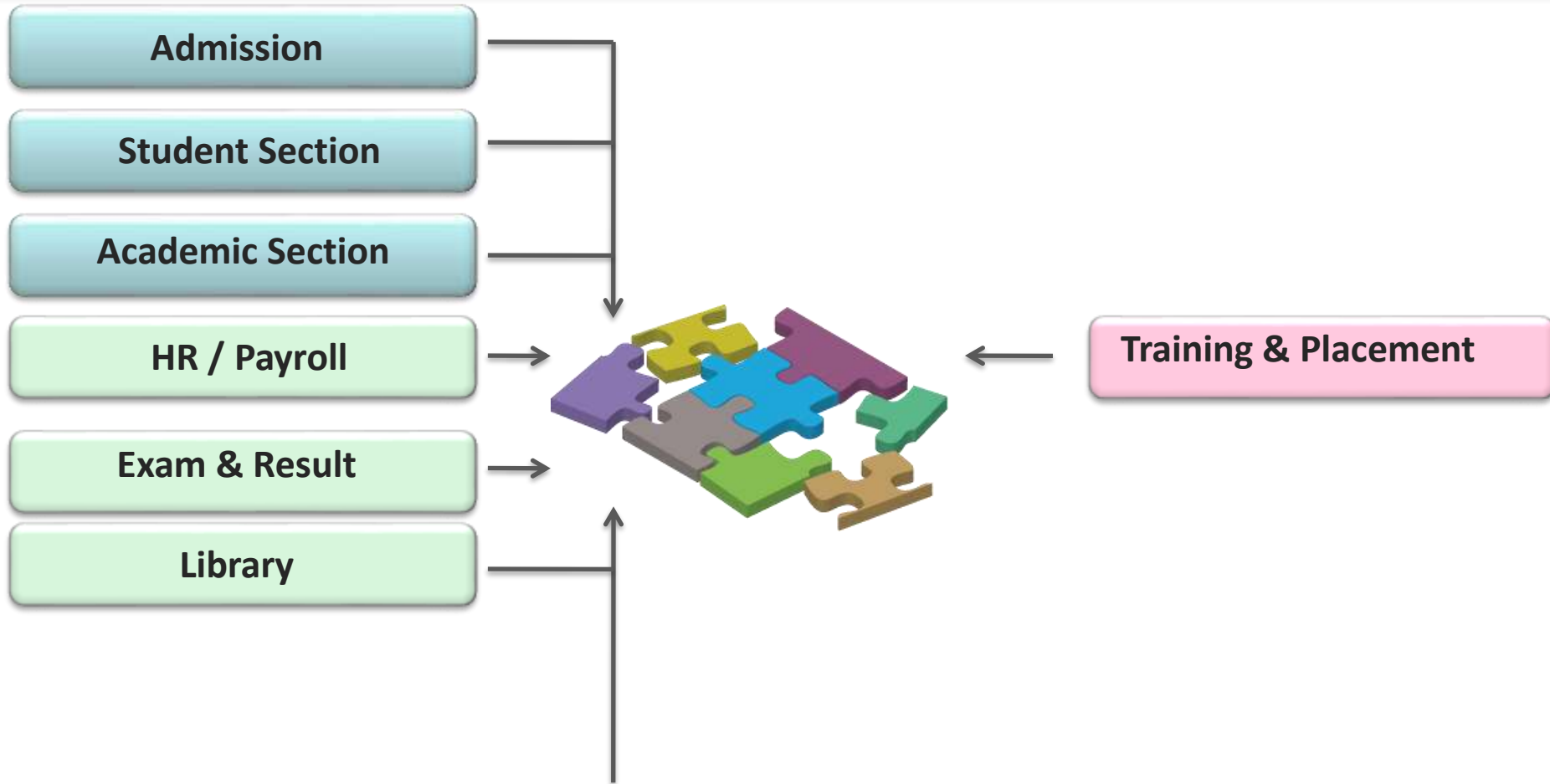
- ☀ *Alerts*
- ☀ *Queries to Faculty*
- ☀ *Apply for Training & Placement*



# AccSoft 2.0

An ERP for Institute Management

## Modules



↻ Update Profile

↻ Leave Balances

↻ Post to Student Portal

↻ Teacher's Diary

↻ Student List

↻ Student Behavior Observation



↻ Communication

↻ Reminders

↻ Query From Students

↻ Birthday Today

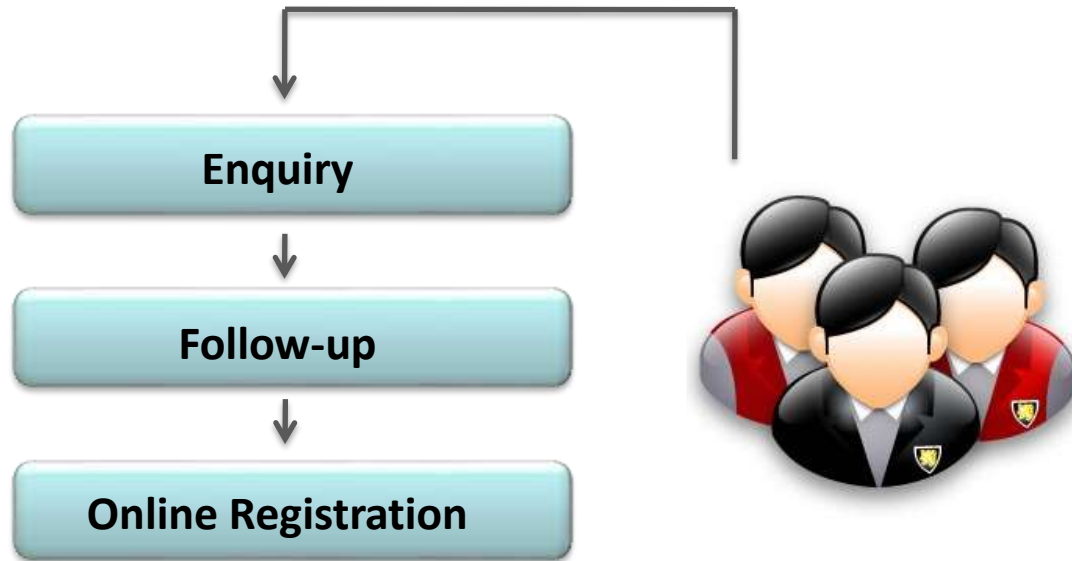
↻ Holiday List


↻ Upcoming Events

↻ Task Manager


- ↻ **Your Profile**
- ↻ **News / Notices**
- ↻ **Change Password**
- ↻ **Query to Faculty**
- ↻ **Email**
- ↻ **Question Papers**
- ↻ **Attendance Status**
- ↻ **Assignments**
- ↻ **Time Table**
- ↻ **Exam Schedule**
- ↻ **Syllabus**
- ↻ **Session Plan**
- ↻ **Results**
- ↻ **Certificate Request & Status**
- ↻ **Fine Records**
- ↻ **Exam Form**
- ↻ **Placement Cell**

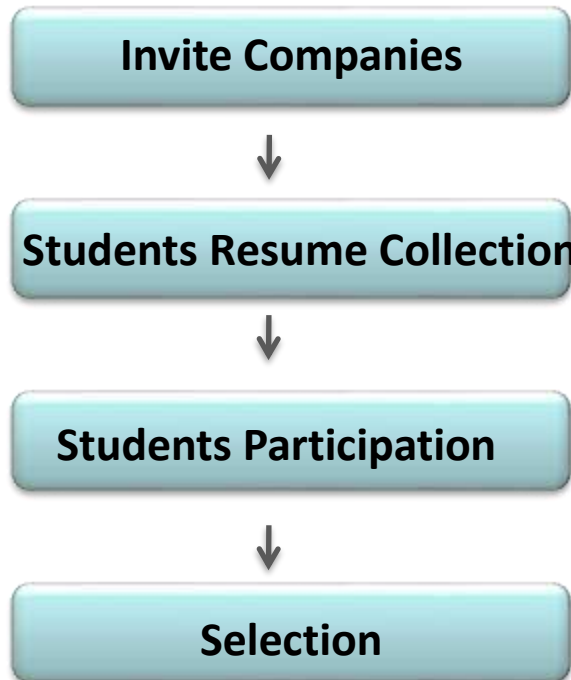










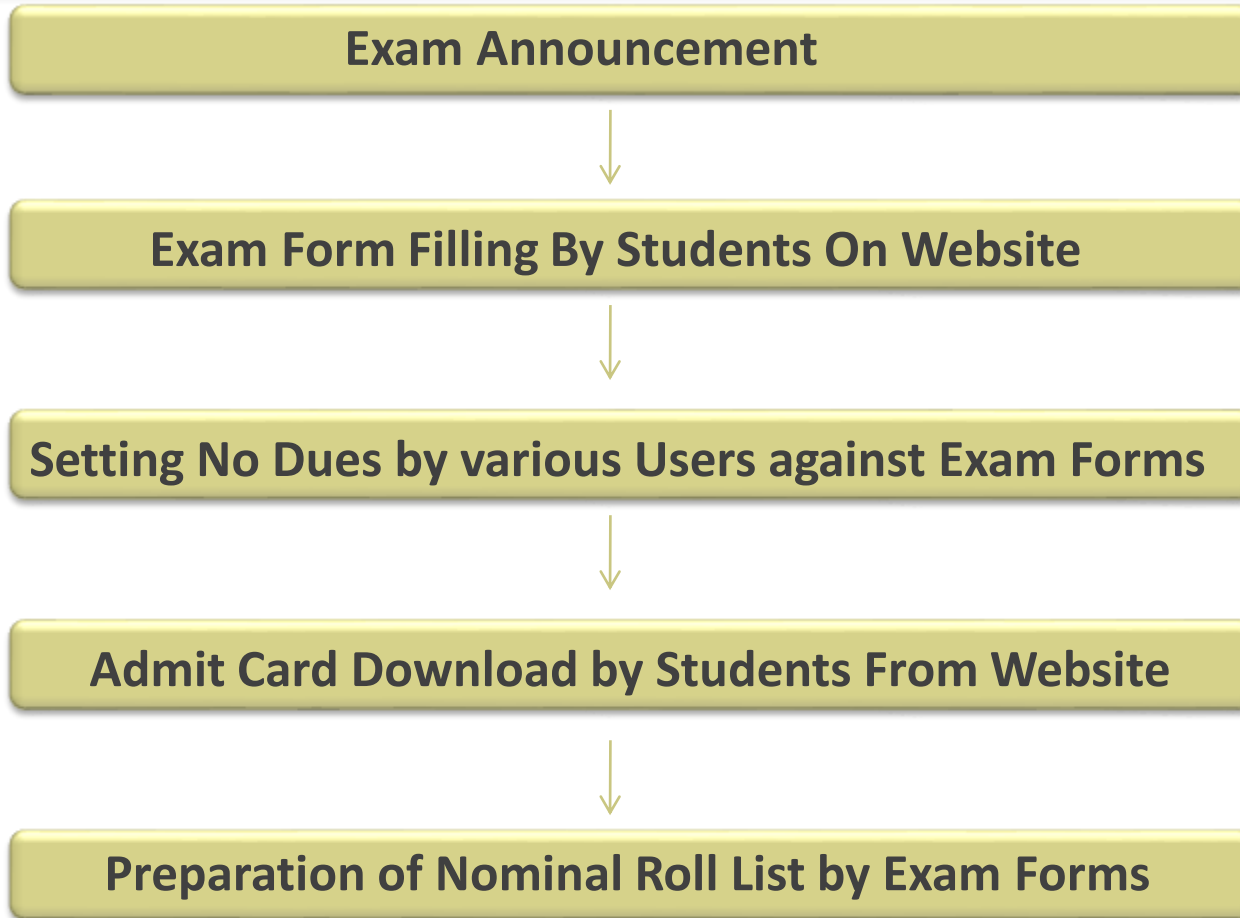


# AccSoft 2.0

An ERP for Institute Management

## Exam & Result





**Generate Bar Codes Subject Code Wise**



**Assigning Bar Codes to Answer Sheets**

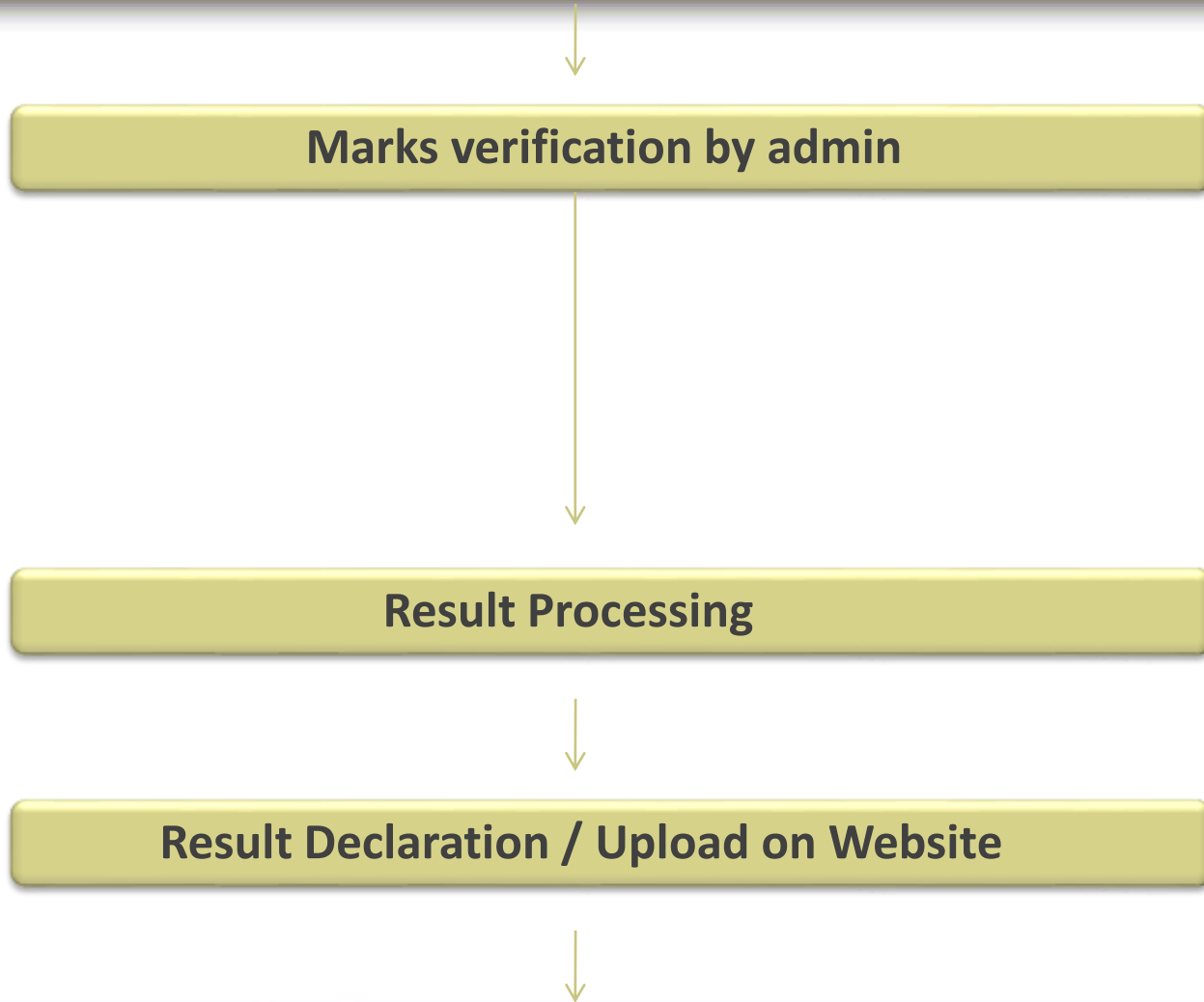


**Allotment of Answer Sheet Bundles to Evaluators**



**Marks Entry by Evaluators Against Bar Code No.**






Revaluation Forms Entry

Revaluation Marks Entry By Admin

Result Processing For Revaluated Students

Result Declaration / Upload on Website

Mark sheet Printing





### Administration

- Exam Form Enable
- Admit Card Enable
- Bar Code Generation
- Bar Code Assign to Answer Sheets
- Marks Entry Verification
- Result Processing
- Upload Result
- Mark Sheets Printing





Students

- Exam Form Filling
- Download Admit Card
- Result View
- Apply for Revaluation



Authorized Staff

- No Dues Library
- No Dues Fees
- Attendance OK



Evaluators

- Marks Entry against Bar Code

# AccSoft 2.0

An ERP for Institute Management

## Experienced Implementation Process



Creating Maximum Value & Delivering Excellence

- ✿ Gap Analysis & Data Collection
- ✿ Installation & Collected data verification after import to S/w
- ✿ Extensive Training
- ✿ Customizations
- ✿ Go Live
- ✿ Post Go Live support

# AccSoft 2.0

An ERP for Institute Management

